
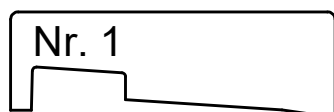


# IDENTIFIKATIONSSCHABLONE

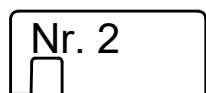


Bitte achten Sie darauf, dass in der Druckereinstellung der Punkt "Tatsächliche Größe" ausgewählt ist und vergleichen Sie es an der Maßskala !

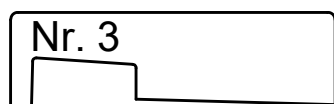
0 mm 10 20 30 40 50 60



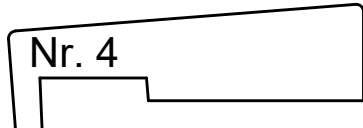
Nr. 1 / KBE AD58



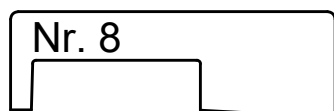
Nr. 2 / Typ2



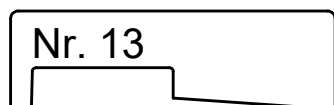
Nr. 3 / Schüco AS 60



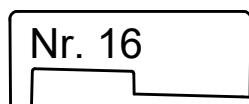
NR 4 / Schüco CT70 AS



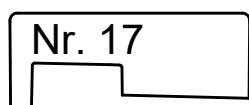
Nr. 8 / Weru



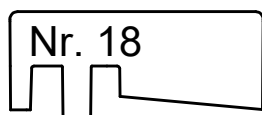
Nr. 13 / Salamander



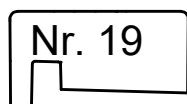
Nr. 16 / Veka



Nr. 17 / KBE



Nr. 18 / Kömmerling



Nr. 19 / BIT / Brüggmann Internorm