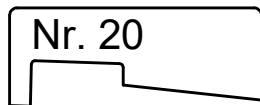


# IDENTIFIKATIONSSCHABLONE

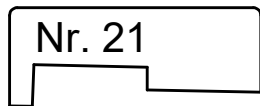


Bitte achten Sie darauf, dass in der Druckereinstellung der Punkt "Tatsächliche Größe" ausgewählt ist und vergleichen Sie es an der Maßskala !

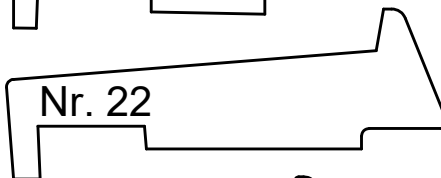
0 mm 10 20 30 40 50 60



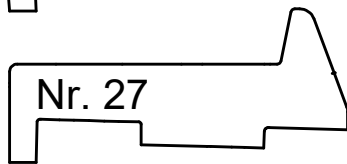
Nr. 20 / Träger Rehau



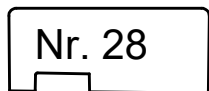
Nr. 21 / Trocal Inno Nova



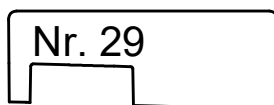
Nr. 22 / SI82



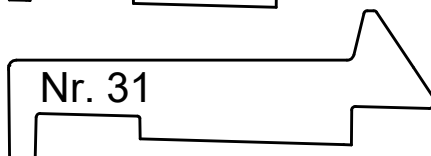
Nr. 27 / Schüco Corona 70MD



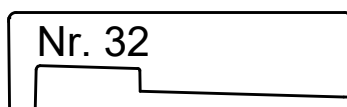
Nr. 28 / Trocal / KBE88



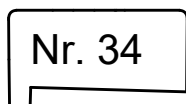
Nr. 29 / Aluplast



Nr. 31 / Schüco Living MD



Nr. 32 / Schüco Living AD



Nr. 34 / BIT / Brüggmann Internorm geschlossen